

CITIZENS' GUIDE TO LOCAL UNIT FINANCES - Van Buren Township

[Date Input Page](#)

Map #

2012

2013

2014

Instructions:
 Input all data on this page. The following pages will then provide the graphs and charts which comprise the Transparency tool (citizen friendly guide). This model requires 5 years of data, but allows up to 10 years. To use more than 5 years, unhide columns D-H.

Stmt. Of Rev & Exp - All governmental funds

Revenue

Taxes	41100	4,035,415	4,190,977	4,248,287
Licenses & permits	41200	361,753	373,966	586,827
from Federal Govt.	41310	88,090	22,544	353,654
from State Govt.	41320	2,304,625	2,407,573	2,356,041
Charges for services	41400	686,276	853,828	1,312,888
Fines & forfeitures	41500	753,129	783,566	947,566
Interest income	41610	80,807	67,120	77,171
Other revenue	41700	5,000,809	4,279,506	3,796,700
total revenue		<u>13,310,904</u>	<u>12,979,080</u>	<u>13,679,134</u>

Expenditures

General government	51100	2,115,592	2,248,204	2,419,577
Police & fire	51301	8,144,185	8,081,427	8,110,575
Other public safety	5130*	-	-	-
Other public works	51400	231,062	231,553	220,471
Community & economic develop	51600	177,369	196,447	417,985
Recreation & culture	51700	725,393	767,069	785,489
Insurance and other	51900	644,705	643,852	743,896
Debt service	51950	640,564	452,334	450,334
Net Interfund transfers	see below			
Extraordinary/ Special items	429*			
total expenditures		<u>12,678,870</u>	<u>12,620,886</u>	<u>13,148,327</u>

Please "hide" any rows that are not being

Date Input Page

	Map #	2012	2013	2014
Surplus (shortfall)		632,034	358,194	530,807

Financial position - All governmental funds

<i>"Hide" unused rows</i>	Undesignated fund balance	see below	4,198,202	4,872,783	5,752,283
	Assigned	see below	3,997,181	3,709,681	3,407,366
	Restricted	31100	859,235	830,348	783,970
	Total fund balance		9,054,618	9,412,812	9,943,619

Calculated - Unreserved fund balance 8,195,383 8,582,464 9,159,649

Liabilities not counted on a modified-accrual basis:

Pensions

Date of actuarial valuation:		12/31/2012	12/31/2013
Assets	hard-enter	9,259,726	10,500,650
Actuarial Liability	hard-enter	11,672,813	12,808,353
Unfunded (Overfunded)		2,413,087	2,607,703
Percent funded		79.3%	82.0%

OPEB

Date of actuarial valuation:		12/31/2012	12/31/2013	12/31/2014
Assets	hard-enter	849,425	1,191,528	1,486,993
Actuarial Liability	hard-enter	22,145,035	22,145,035	22,145,035
Unfunded		21,295,610	20,953,507	20,658,042
Percent funded		3.8%	5.4%	6.7%

Sum of all pension & OPEB plans

Assets		10,109,151	11,692,178	12,097,699
Actuarial Liability		33,817,848	34,953,388	35,852,413
Unfunded		23,708,697	23,261,210	23,754,714
Percent funded		30%	33%	34%

Debt:

Bonds & contracts payable	22600	3,605,000	3,305,000	2,995,000
Structured debt		3,605,000	3,305,000	2,995,000
Employee compensated absences	21490	60,317	93,077	97,185

Date Input Page

	<u>Map #</u>	<u>2012</u>	<u>2013</u>	<u>2014</u>
Net other postemployment benefits	22725	7,297,645	8,834,893	10,213,365
Total long term debt (excl. pension & RHC)		10,962,962	12,232,970	13,305,550

Population information

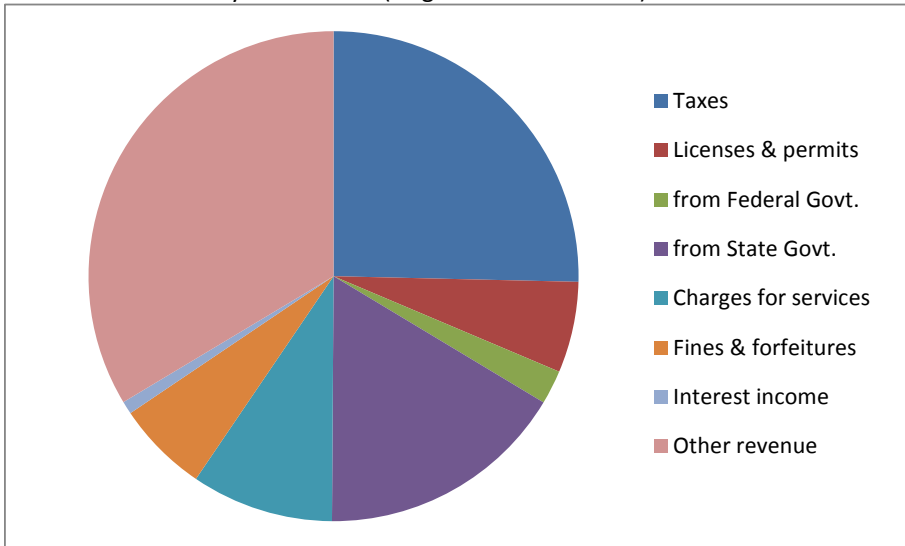
	28,821	28,821	28,821
--	--------	--------	--------

Contact information:

For more information on our unit's finances, contact Sean Bellingham at 734-699-8900 x9214.

CITIZENS' GUIDE TO LOCAL UNIT FINANCES - Van Buren Township

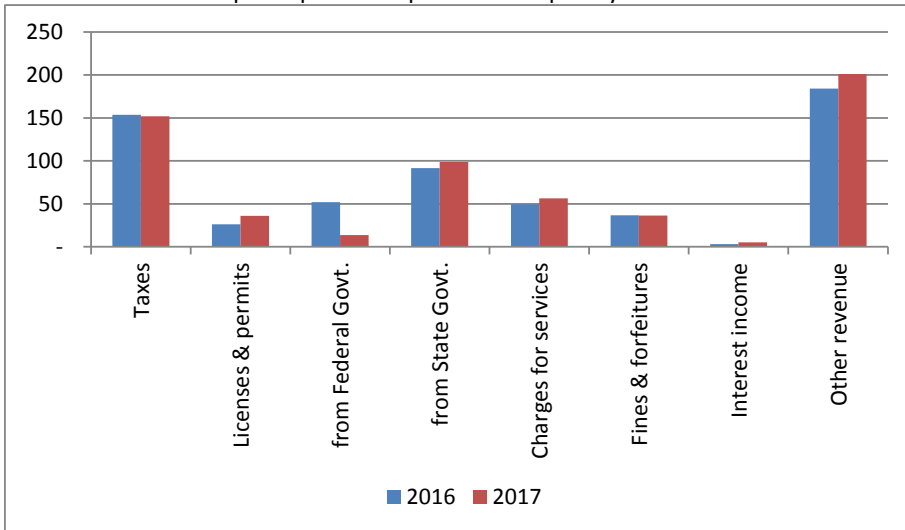
1. Where our money comes from (all governmental funds)



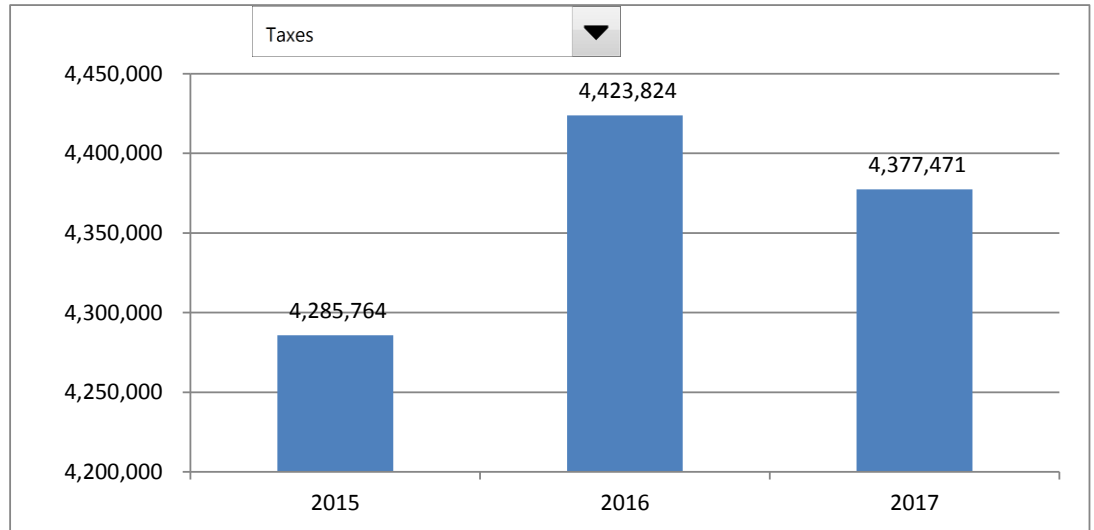
2. Compared to the prior year

	2016	2017	% change
Taxes	\$ 4,423,824	\$ 4,377,471	-1.05%
Licenses & permits	\$ 753,286	\$ 1,036,044	37.54%
from Federal Govt.	\$ 1,498,581	\$ 387,270	-74.16%
from State Govt.	\$ 2,635,340	\$ 2,844,943	7.95%
Charges for services	\$ 1,430,102	\$ 1,620,107	13.29%
Fines & forfeitures	\$ 1,053,449	\$ 1,047,412	-0.57%
Interest & rent	\$ 91,168	\$ 146,466	60.66%
Other revenue	\$ 5,309,889	\$ 5,796,487	9.16%
	<u>\$ 17,195,639</u>	<u>\$ 17,256,200</u>	

3. Revenue sources per capita - compared to the prior year



4. Historical trends of individual sources

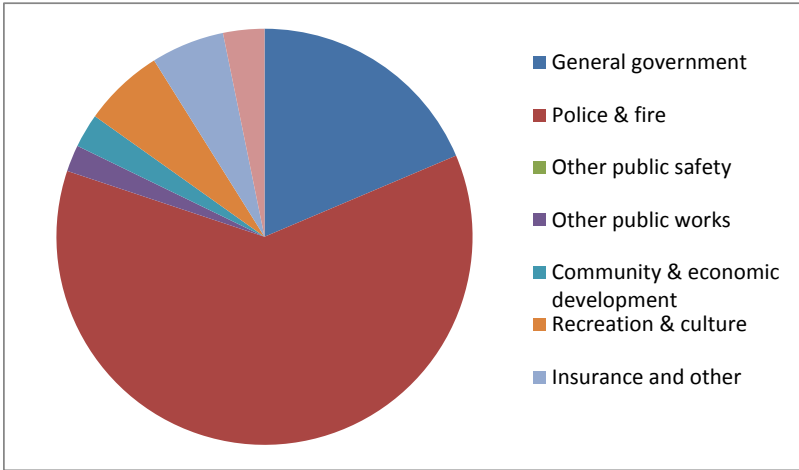


A significant portion of "Other Revenue" is due to the annual transfer of funds from the Landfill Fund to the General Fund, primarily to supplement Public Safety.

CITIZENS' GUIDE TO LOCAL UNIT FINANCES - Van Buren Township

EXPENDITURES

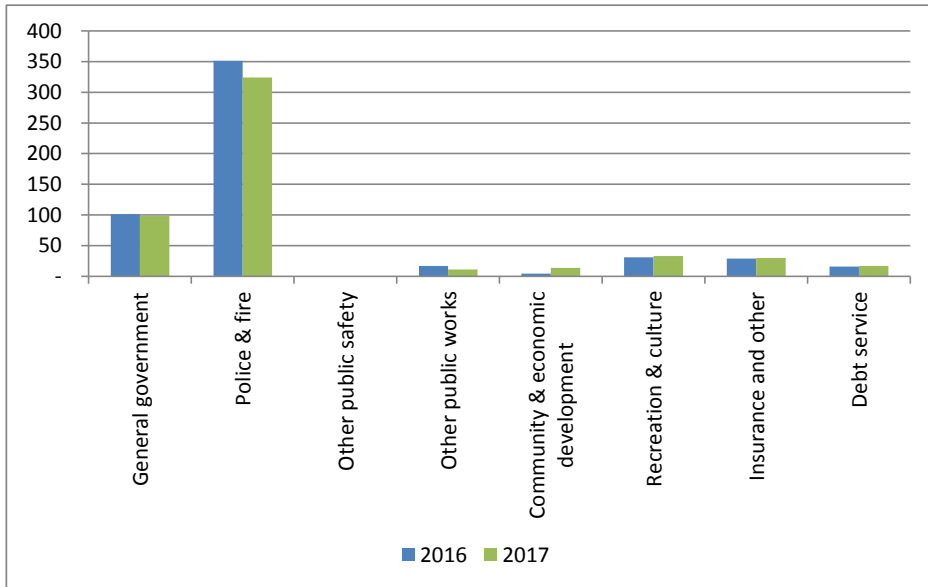
1. Where we spend our money (all governmental funds)



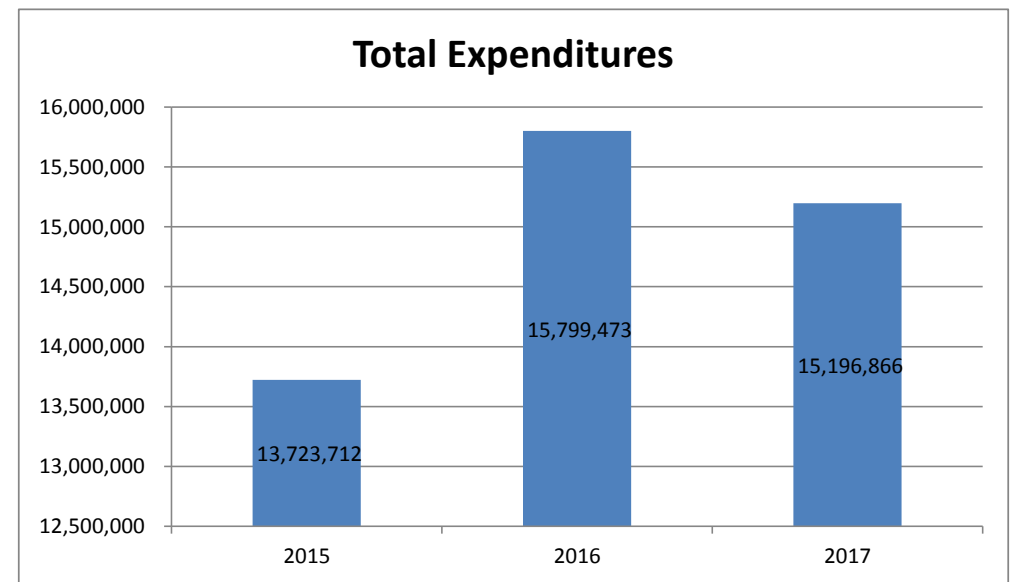
2. Compared to the prior year

	2016	2017	% change
General government	\$ 2,918,817	\$ 2,829,834	-3.05%
Police & fire	\$ 10,119,798	\$ 9,346,870	-7.64%
Other public safety	\$ -	\$ -	
Other public works	\$ 483,994	\$ 314,667	-34.99%
Community & economic development	\$ 116,265	\$ 400,776	244.71%
Recreation & culture	\$ 883,890	\$ 951,470	7.65%
Insurance and other	\$ 827,100	\$ 866,171	4.72%
Debt Service	\$ 449,609	\$ 487,078	8.33%
total expenditures	\$ 15,799,473	\$ 15,196,866	

3. Spending per capita - compared to the prior year



3. Total Expenditures Trend - 3 years

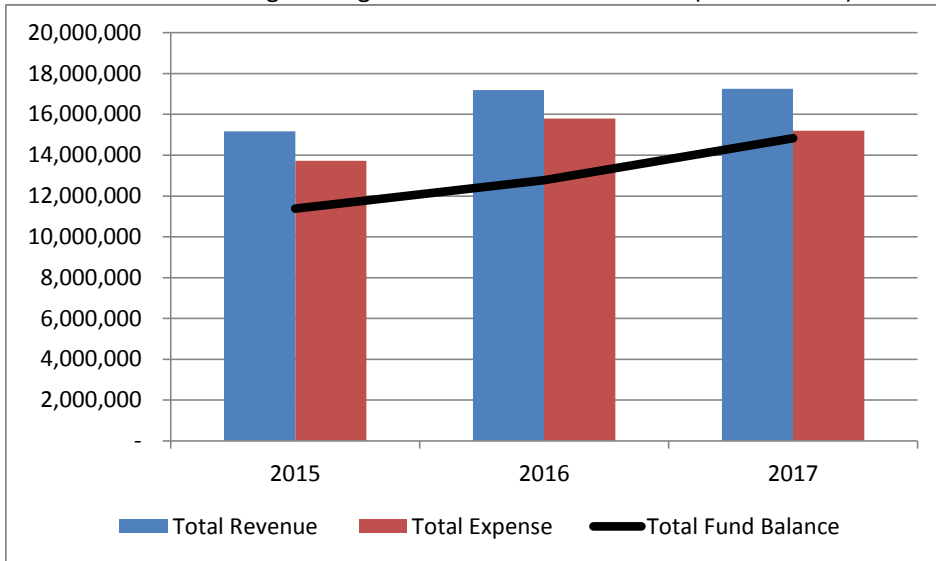


Commentary:

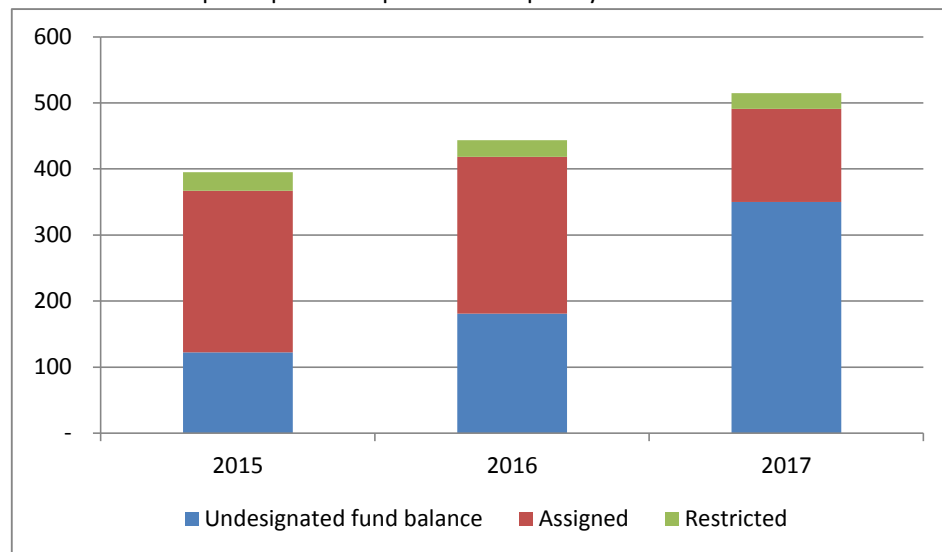
For more information on our unit's finances, contact Sean Bellingham at 734-699-8900 x9214.

CITIZENS' GUIDE TO LOCAL UNIT FINANCES - Van Buren Township

1. How have we managed our governmental fund resources (fund balance)?



3. Fund balance per capita - compared to the prior year

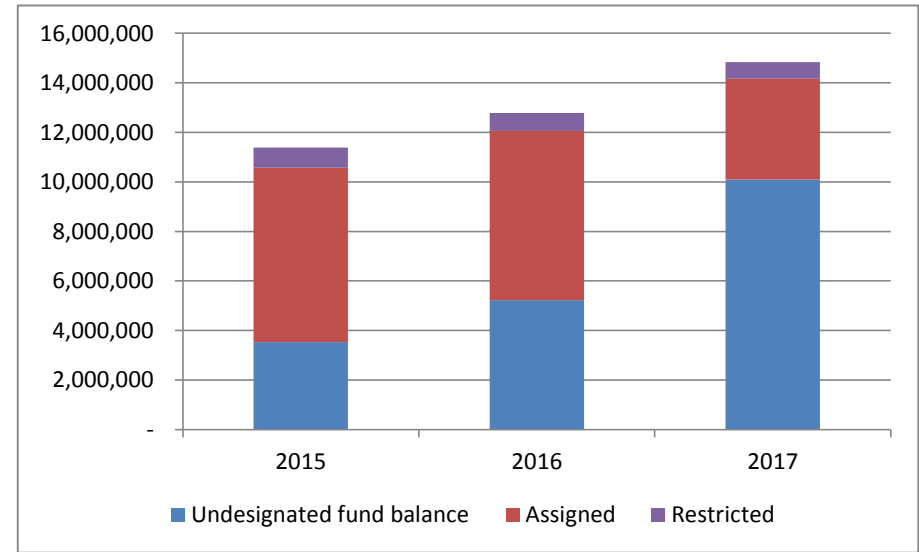


FINANCIAL POSITION

2. Compared to the prior year

	2016	2017	% change
Revenue	17,195,639	17,256,200	0.35%
Expenditures	15,799,473	15,196,866	-3.81%
Surplus (shortfall)	1,396,166	2,059,334	47.50%
Fund balance, by component:			
Restricted	724,424	678,507	-6.34%
Assigned	6,833,967	4,065,354	-40.51%
Undesignated fund balance	5,220,451	10,094,315	93.36%
total fund balance	12,778,842	14,838,176	16.12%

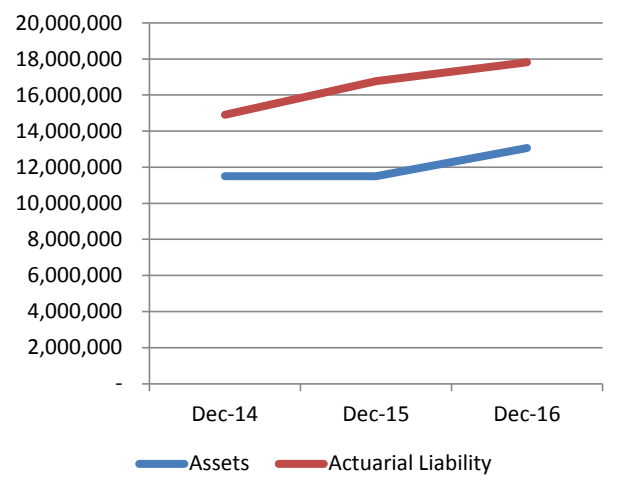
4. Historical Fund Balance Trends



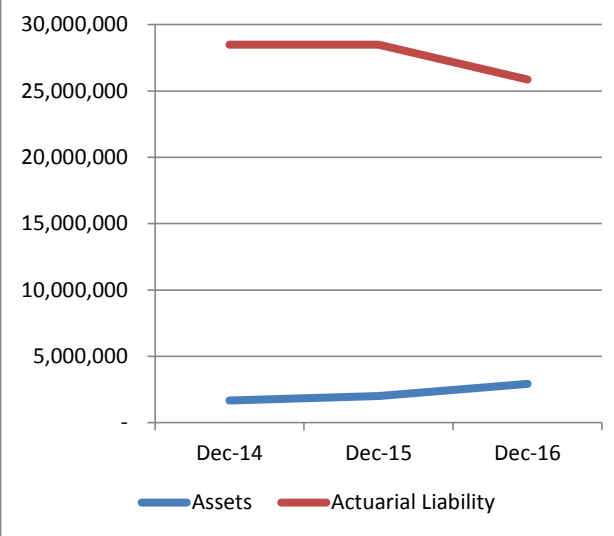
Commentary:

CITIZENS' GUIDE TO LOCAL UNIT FINANCES - Van Buren Township

1. Pension funding status

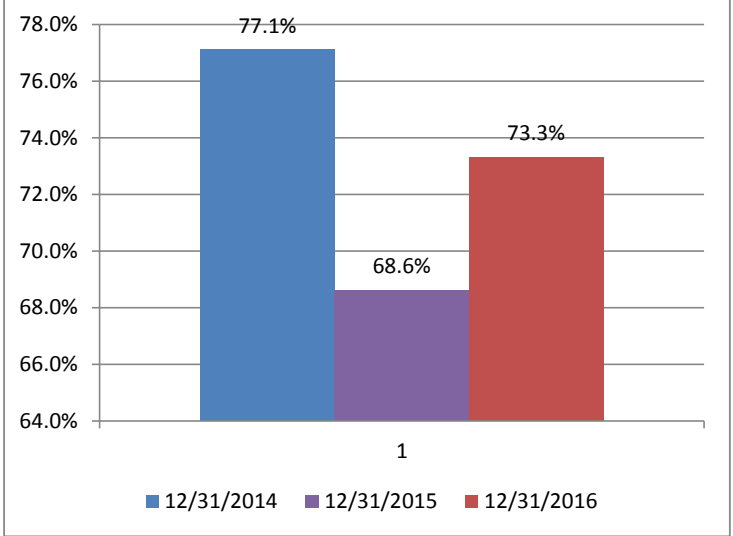


2. Retiree Health care funding status



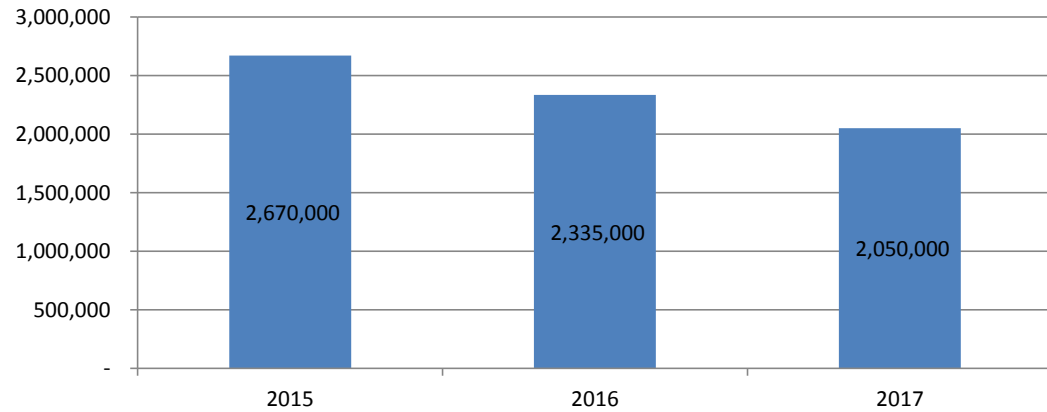
OTHER LONG TERM OBLIGATIONS

3. Percent funded - Pension

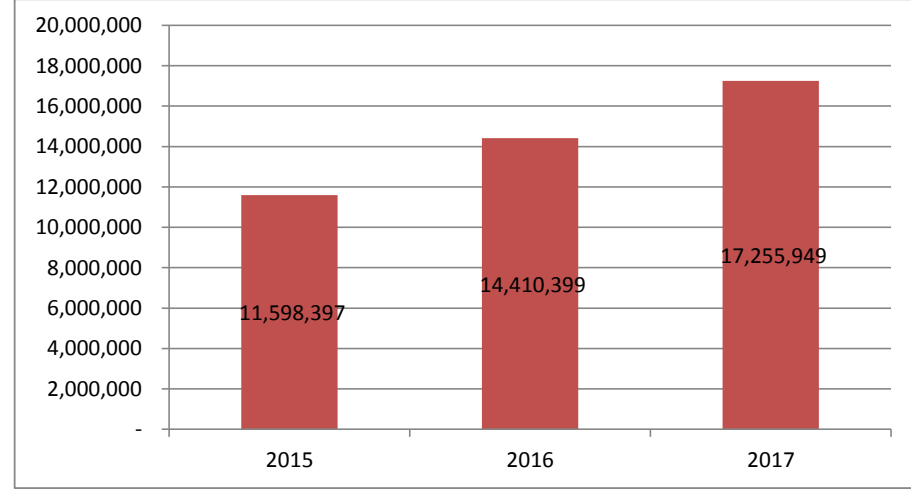


4. Long Term Debt obligations:

Bond Debt



5. Net - Other Post Employment Benefits (OPEB) Obligations



Commentary:

For more information on our unit's finances, contact Sean Bellingham at 734-699-8900 x9214.